

---

Straight Type Ejector Pins.....	2
Metric Straight Type Ejector Pins.....	3
Shoulder Type Ejector Pins.....	4
Return Pins.....	4
Hard Core Pins.....	5
Soft Core Pins.....	5
“U” Series Sprue Bushings.....	6
“B” Series Sprue Bushings.....	6
Shoulder Leader Pins.....	7
Straight Leader Pins.....	8
Guided Ejector Bushing.....	9
Die Cast Locating Ring.....	9
Stop Pins.....	9
Shoulder Steel Bushing.....	10
Straight Steel Bushing.....	10
Ejector Sleeve Nitrided.....	11
Support Pillars.....	11
Locating Rings.....	12 - 13

---

# Straight Type Ejector Pins

Series: Silver

Material: Hotwork H-13 tool steel

Pin Heads: Forged and annealed

Pin Surface: Nitrated 68-72rc

Pin Core: Hardened to 40-45rc

Surface Finish: Ground and honed to 6-8rms

Tolerances:

D: 3/64" - 7/64" = +0.0000, -0.001

D: 1/8" - 7/16" = -0.0003, -0.0006

D: 15/32" - 1" = +0.0003, -0.0008

H: +0.00, -0.01

T: +0.000, -0.002

L: +0.380, -0.000



Item Number	Pin Dia.	Head Dia.	Head Ht.	Length 6"	Length 8"	Length 10"	.005 O/S 10"	Length 12"	Length 14"	Length 18"	Length 25"
EP046	3/64	1/4	1/8	4.20	4.26						
EP062	1/16	1/4	1/8	3.88	4.00	5.44					
EP078	5/64	1/4	1/8	3.88	4.00	4.35					
EP093	3/32	1/4	1/8	3.52	3.61	3.70					
EP109	7/64	1/4	1/8	3.52	3.61	3.70					
EP125	1/8	1/4	1/8	1.88	2.00	2.10	2.23	2.20	2.45	4.12	7.57
EP140	9/64	1/4	1/8	1.97	2.17	2.26					
EP156	5/32	9/32	5/32	1.97	2.17	2.26	2.31		2.65	4.17	
EP171	11/64	11/32	3/16	1.97	2.17	2.40			2.97		
EP187	3/16	3/8	3/16	1.97	2.26	2.41	2.51	2.79	2.97	4.80	7.71
EP203	13/64	3/8	3/16	2.22	2.44	2.58			3.12		
EP218	7/32	13/32	3/16	2.22	2.44	2.64			3.20	4.91	8.31
EP234	15/64	13/32	3/16	2.25	2.50	2.88			3.51		
EP250	1/4	7/16	3/16	2.35	2.85	2.94	3.04	3.26	3.50	5.14	8.54
EP265	17/64	7/16	1/4	2.52	2.88	3.23			3.84		
EP281	9/32	7/16	1/4	2.64	3.20	3.38			4.02	5.57	9.57
EP296	19/64	1/2	1/4			3.58			4.46		
EP312	5/16	1/2	1/4	2.94	3.58	3.76	3.84	4.05	4.51	6.57	9.82
EP328	21/64	9/16	1/4			4.05			5.15		
EP343	11/32	9/16	1/4	3.31	3.67	4.23			5.28		
EP359	23/64	5/8	1/4			4.50			5.66		
EP375	3/8	5/8	1/4	3.48	4.20	4.70	4.84	4.94	5.71	8.68	11.48
EP406	13/32	11/16	1/4	3.85		5.20			6.46		
EP437	7/16	11/16	1/4	4.23	5.35	5.79			7.20	12.31	14.80
EP468	15/32	3/4	1/4	4.65		6.26					
EP500	1/2	3/4	1/4	5.05	6.32	6.79	7.12	7.41	8.64	13.62	19.03
EP562	9/16	13/16	1/4	6.22		8.57			11.91	15.57	26.20
EP625	5/8	7/8	1/4	7.00	9.11	9.64		10.14	12.33	19.68	28.65
EP687	11/16	15/16	1/4			11.38				23.65	34.05
EP750	3/4	1	1/4	9.73	11.35	13.02		15.17	18.37	27.14	37.42
EP875	7/8	1 1/8	1/4			20.74				33.82	58.14
EP100	1	1 1/4	1/4	15.29		24.37			30.82	37.62	65.54

# Metric Straight Type Ejector Pins

Series: Silver

Material: Hotwork H-13 tool steel

Pin Heads: Forged and annealed

Pin Surface: Nitrated 68-72rc

Pin Core: Hardened to 43-45rc

Surface Finish: Ground and honed to 6-8rms

Tolerances in MM:

D: -0.007, -0.025

T: +0.00, -0.05

H: +0.00, -0.02

T: +0.000, -0.002

L: +1.0, -0.0



Item Number	Pin Dia.	H	T	Length 100	Length 160	Length 250	Length 315	Length 400	Length 500	Length 630	Length 800	Length 1000
MEP1.0	1.0	4	2	4.81								
MEP1.5	1.5	4	2	3.78								
MEP2.0	2.0	4	2	3.37	3.46	3.55						
MEP2.2	2.2	4	2	3.57	4.14	3.55						
MEP2.5	2.5	5	2	3.20	3.51	3.80	4.43					
MEP2.7	2.7	5	2	3.37	4.28							
MEP3.0	3.0	6	3	2.48	2.68	3.94	4.19	4.82	6.82			
MEP3.2	3.2	6	3	2.46	3.07	4.18	5.16	5.70				
MEP3.5	3.5	7	3	2.48	4.09	4.81	5.84	6.57				
MEP3.7	3.7	7	3	2.46	4.19	4.81	5.84	6.87				
MEP4.0	4.0	8	3	2.48	2.93	4.28	4.63	5.60	7.35			
MEP4.2	4.2	8	3	2.92	2.97	3.99	4.82	5.60				
MEP4.5	4.5	8	3	2.90	4.53	5.70	6.48	7.11				
MEP5.0	5.0	10	3	2.90	3.12	3.99	5.06	6.48	8.57	9.69		
MEP5.2	5.2	10	3	2.92	3.41	4.42	5.60	6.48	8.82			
MEP5.5	5.5	10	3	2.76	4.77	6.04	6.92	8.32	9.21			
MEP6.0	6.0	12	5	3.12	3.90	5.59	6.48	8.32	11.20	12.94		
MEP6.2	6.2	12	5	3.48	5.21	6.91	8.08	9.40	11.69			
MEP6.5	6.5	12	5	3.20	5.31	7.35	8.57	9.88	12.17			
MEP7.0	7.0	12	5	3.28	5.70	8.08	9.21	11.20	13.20			
MEP8.0	8.0	14	5	3.60	5.02	7.35	8.77	11.20	14.90	17.62	21.38	
MEP8.2	8.2	14	5	3.68	6.28	9.20	10.95	12.66	15.68	17.92		
MEP8.5	8.5	14	5	3.68	6.37	9.69	11.20	13.44	16.17	18.90		
MEP9.0	9.0	14	5	3.84	6.82	10.46	11.93	14.41	17.39	20.66		
MEP10.0	10.0	16	5	4.11	5.94	8.91	10.47	13.20	17.62	20.66	28.83	41.75
MEP10.2	10.2	16	5	4.73	6.62	10.46	12.17	14.41	17.92	21.14		
MEP10.5	10.5	16	5	5.23	8.23	12.66	14.66	17.39	21.66	25.65		
MEP11.0	11.0	16	5	5.12	9.01	13.92	16.41	19.14	23.89	28.12		
MEP12.0	12.0	20	7	4.40	6.96	10.17	13.93	19.38	22.14	26.13		
MEP12.2	12.2	20	7	6.53	10.17	13.92	17.92	21.14				
MEP12.5	12.5	18	7	6.53	8.47	12.16	15.92	18.40	23.13	28.03	38.76	
MEP14.0	14.0	22	7	6.53	8.77	13.19	16.17	21.38	27.55	31.83	45.27	61.13
MEP16.0	16.0	22	7	6.33	9.83	15.14	18.40	24.37	30.35	36.29	44.70	69.54
MEP18.0	18.0	24	7	9.20	13.20	19.61	23.89	28.83	34.77	42.80		
MEP20.0	20.0	26	8	12.54	15.14	23.13	28.12	33.82	41.28	50.21	63.13	84.79
MEP25.0	25.0	32	10			40.28	47.74	57.14	68.59	83.13	108.30	136.09
MEP32.0	32.0	40	10			66.59	78.00	93.10	110.91	133.24	169.10	205.20

## Shoulder Type Ejector Pins

Item Number	Pin Dia.	Shoulder Length	Length 6"	Length 10"
SEP031x1/2	1/32	1/2	6.22	
SEP031x2	1/32	2	6.22	
SEP046x1/2	3/64	1/2	3.99	4.84
SEP046x2	3/64	2	3.89	4.56
SEP062x1/2	1/16	1/2	3.75	4.37
SEP062x2	1/16	2	3.65	4.27
SEP078x1/2	5/64	1/2	3.75	4.37
SEP078x2	5/64	2	3.65	4.27
SEP093x1/2	3/32	1/2	3.37	4.08
SEP093x2	3/32	2	3.27	3.84
SEP109x1/2	7/64	1/2	3.42	4.08
SEP109x2	7/64	2	3.27	3.84

Series: Silver

Material: Hotwork H-13 tool steel

Pin Heads: Forged and annealed

Pin Surface: Nitrated 68-72rc

Pin Core: Hardened to 40-45rc

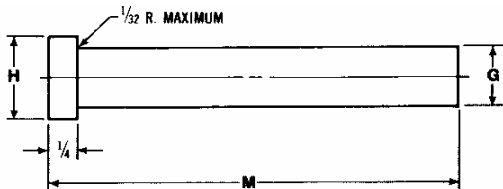
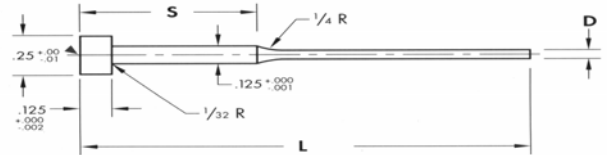
Surface Finish: Ground and honed to 6-8rms

Tolerances:

D: +0.000, -0.001

S: +0.00, -0.001

L: +0.38, -0.00



## Return Pins

G=.500 +.000 -.001 H=3/4									
3 9/16	4 1/16	4 9/16	5 1/16	5 9/16	6 1/16	6 6/19			
RP053916	RP054116	RP054916	RP055116	RP055916	RP056116	RP056916			
<b>4.48</b>	<b>4.67</b>	<b>4.87</b>	<b>5.11</b>	<b>5.35</b>	<b>5.54</b>	<b>5.74</b>			
G=.625 +.000 -.001 H=7/8									
4 1/16	4 9/16	5 1/16	5 9/16	6 1/16	6 6/19	7 1/16	7 9/16	8 1/16	
RP064116	RP064916	RP065116	RP065916	RP066116	RP066916	RP067116	RP067916	RP068116	
<b>6.27</b>	<b>6.62</b>	<b>7.01</b>	<b>7.35</b>	<b>7.69</b>	<b>8.08</b>	<b>8.42</b>	<b>8.76</b>	<b>9.10</b>	
G=.750 +.000 -.001 H=1									
4 15/16	5 7/16	5 15/16	6 7/16	6 15/16	7 7/16	7 15/16	8 7/16	8 15/16	9 7/16
RP0741516	RP075716	RP0751116	RP076716	RP0761516	RP077716	RP0771516	RP078716	RP0781516	RP079716
<b>9.20</b>	<b>9.59</b>	<b>9.78</b>	<b>10.37</b>	<b>10.85</b>	<b>11.10</b>	<b>11.59</b>	<b>11.88</b>	<b>12.36</b>	<b>12.85</b>

Call, Fax or Email [Delta Supplies](#) Today!

- No Minimum Requirements
- Customized Products Available

... Inquire Within ...

## Hard Core Pins - 50-55rc

Item Number	Pin Dia.	H Dia.	Length 3"	Length 6"	Length 10"
CPH093	3/32	1/4	3.46	3.61	4.27
CPH109	7/64	1/4	3.56	3.65	4.46
CPH125	1/8	1/4	2.23	2.28	2.94
CPH140	9/64	1/4	2.23	2.42	2.94
CPH156	5/32	9/32	2.28	2.42	2.94
CPH171	11/64	11/32	2.32	2.47	3.13
CPH187	3/16	3/8	2.32	2.51	3.13
CPH171	13/64	3/8	2.42	2.56	3.23
CPH218	7/32	13/32	2.47	2.61	3.23
CPH250	1/4	7/16	2.66	2.75	3.51
CPH281	9/32	7/16	2.89	3.04	3.89
CPH312	5/16	1/2	3.18	3.27	4.37
CPH343	11/32	9/16	3.42	3.61	4.75
CPH375	3/8	5/8	3.70	3.94	5.22
CPH406	13/32	11/16	4.03	4.32	5.70
CPH437	7/16	11/16	4.51	4.65	6.22
CPH468	15/32	3/4	4.79	5.03	6.74
CPH500	1/2	3/4	5.22	5.46	7.36
CPH562	9/16	13/16		6.41	8.55
CPH625	5/8	7/8		7.55	10.11
CPH750	3/4	1		10.40	13.82

Series: Hard Core Pin

Pin Material: Hotwork die tool steel

Pin Core: Hardened to 50-55rc

Surface Finish: Ground and honed to 6-8rms

Tolerances:

D:  $\pm 0.001, -0.000$

L:  $\pm 0.38, -0.000$

H:  $\pm 0.000, -0.010$

T:  $\pm 0.000, -0.002$



## Soft Core Pins - 30-35rc

Item Number	Pin Dia.	H Dia.	T Thick.	Length 3"	Length 6"	Length 10"
CPS093	3/32	1/4	1/8	3.39	3.52	4.20
CPS109	7/64	1/4	1/8	3.50	3.63	4.42
CPS125	1/8	1/4	1/8	2.04	2.13	2.80
CPS140	9/64	1/4	1/8	2.15	2.18	2.80
CPS156	5/32	9/32	5/32	2.18	2.23	2.85
CPS171	11/64	11/32	3/16	2.18	2.23	2.94
CPS187	3/16	3/8	3/16	2.18	2.28	2.99
CPS203	13/64	3/8	3/16	2.23	2.28	3.21
CPS218	7/32	13/32	3/16	2.28	2.42	3.23
CPS250	1/4	7/16	3/16	2.47	2.56	3.44
CPS281	9/32	7/16	1/4	2.70	2.75	3.81
CPS312	5/16	1/2	1/4	2.94	3.22	4.26
CPS343	11/32	9/16	1/4	3.36	3.51	4.60
CPS375	3/8	5/8	1/4	3.46	3.83	5.18
CPS406	13/32	11/16	1/4	3.70	4.25	5.53
CPS437	7/16	11/16	1/4	4.26	4.64	6.15
CPS468	15/32	3/4	1/4	4.75	5.00	6.71
CPS500	1/2	3/4	1/4	5.12	5.37	7.21
CPS562	9/16	13/16	1/4		6.24	8.33
CPS625	5/8	7/8	1/4		7.39	10.06
CPS750	3/4	1	1/4		10.34	13.42

Series: Soft Core Pin

Pin Material: Hotwork die tool steel

Pin Core: Hardened to 30-35rc

Surface Finish: Ground and honed to 6-8rms

Tolerances:

D:  $\pm 0.001, -0.000$

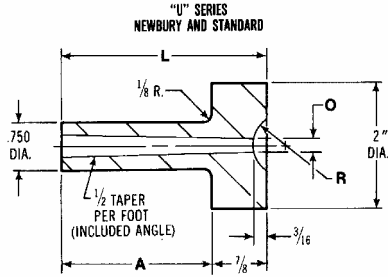
L:  $\pm 0.38, -0.000$

H:  $\pm 0.000, -0.010$

T:  $\pm 0.000, -0.002$



## “U” Series Sprue Bushings Ground, Hardened and Polished



Tolerances:

Material: H-13

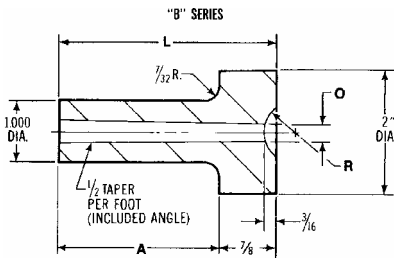
Hardness: 40-45rc

0.750 Diameter = +.0005 - .0000

2.000 Diameter = +.000 - .005

“L” = +.010 –.000

“O”	“A”	“L”	“R”	Item Number	Price	“O”	“A”	“L”	“R”	Item Number	Price
5/32	29/32	1 25/32	1/2	SPRU5x125-1/2	65.74	7/32	29/32	1 25/32	1/2	SPRU7x125-1/2	39.00
5/32	29/32	1 25/32	3/4	SPRU5x125-3/4	65.74	7/32	29/32	1 25/32	3/4	SPRU7x209-1/2	39.00
5/32	1 13/32	2 9/32	1/2	SPRU5x209-1/2	74.53	7/32	1 13/32	2 9/32	1/2	SPRU7x209-1/2	45.32
5/32	1 13/32	2 9/32	3/4	SPRU5x209-3/4	74.53	7/32	1 13/32	2 9/32	3/4	SPRU7x209-3/4	45.32
5/32	1 29/32	2 25/32	1/2	SPRU5x225-1/2	83.36	7/32	1 29/32	2 25/32	1/2	SPRU7x225-1/2	51.16
5/32	1 29/32	2 25/32	3/4	SPRU5x225-3/4	83.36	7/32	1 29/32	2 25/32	3/4	SPRU7x225-3/4	51.16
5/32	2 13/32	3 9/32	1/2	SPRU5x309-1/2	91.20	7/32	2 13/32	3 9/32	1/2	SPRU7x309-1/2	57.48
5/32	2 13/32	3 9/32	3/4	SPRU5x309-3/4	91.20	7/32	2 13/32	3 9/32	3/4	SPRU7x309-3/4	57.48
5/32	2 29/32	3 25/32	1/2	SPRU5x325-1/2	99.04	7/32	2 29/32	3 25/32	1/2	SPRU7x325-1/2	63.79
5/32	2 29/32	3 25/32	3/4	SPRU5x325-3/4	99.04	7/32	2 29/32	3 25/32	3/4	SPRU7x325-3/4	63.79



## “B” Series Sprue Bushings Ground, Hardened and Polished

Tolerances:

Material: H-13

Hardness: 40-45rc

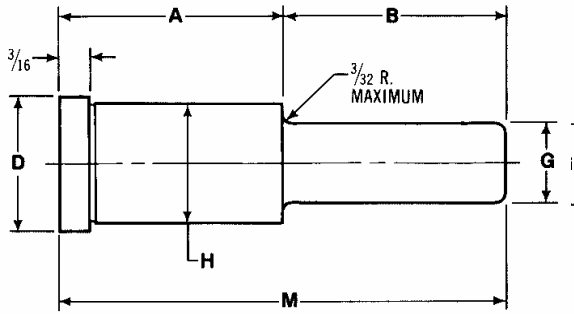
1.000 Diameter = +.0005 - .0000

2.000 Diameter = +.000 - .005

“L” = +.010 –.000

“O”	“A”	“L”	“R”	Item Number	Price	“O”	“A”	“L”	“R”	Item Number	Price
5/32	29/32	1 25/32	1/2	SPRB5x125-1/2	53.15	7/32	29/32	1 25/32	1/2	SPRB7x125-1/2	31.11
5/32	29/32	1 25/32	3/4	SPRB5x125-3/4	53.15	7/32	29/32	1 25/32	3/4	SPRB7x125-3/4	31.11
5/32	1 13/32	2 9/32	1/2	SPRB5x209-1/2	61.46	7/32	1 13/32	2 9/32	1/2	SPRB7x209-1/2	37.05
5/32	1 13/32	2 9/32	3/4	SPRB5x209-3/4	61.46	7/32	1 13/32	2 9/32	3/4	SPRB7x209-3/4	37.05
5/32	1 29/32	2 25/32	1/2	SPRB5x225-1/2	70.39	7/32	1 29/32	2 25/32	1/2	SPRB7x225-1/2	43.22
5/32	1 29/32	2 25/32	3/4	SPRB5x225-3/4	70.39	7/32	1 29/32	2 25/32	3/4	SPRB7x225-3/4	43.22
5/32	2 13/32	3 9/32	1/2	SPRB5x309-1/2	78.23	7/32	2 13/32	3 9/32	1/2	SPRB7x309-1/2	49.16
5/32	2 13/32	3 9/32	3/4	SPRB5x309-3/4	78.23	7/32	2 13/32	3 9/32	3/4	SPRB7x309-3/4	49.16
5/32	2 29/32	3 25/32	1/2	SPRB5x325-1/2	86.11	7/32	2 29/32	3 25/32	1/2	SPRB7x325-1/2	55.24
5/32	2 29/32	3 25/32	3/4	SPRB5x325-3/4	86.11	7/32	2 29/32	3 25/32	3/4	SPRB7x325-3/4	55.24
5/32	3 13/32	4 9/32	1/2	SPRB5x409-1/2	93.05	7/32	3 13/32	4 9/32	1/2	SPRB7x409-1/2	61.22
5/32	3 13/32	4 9/32	3/4	SPRB5x409-3/4	93.05	7/32	3 13/32	4 9/32	3/4	SPRB7x409-3/4	61.22
5/32	3 29/32	4 25/32	1/2	SPRB5x425-1/2	100.22	7/32	3 29/32	4 25/32	1/2	SPRB7x425-1/2	67.20
5/32	3 29/32	4 25/32	3/4	SPRB5x425-3/4	100.22	7/32	3 29/32	4 25/32	3/4	SPRB7x425-3/4	67.20
5/32	4 13/32	5 9/32	1/2	SPRB5x509-1/2	142.45	7/32	4 13/32	5 9/32	1/2	SPRB7x509-1/2	98.23
5/32	4 13/32	5 9/32	3/4	SPRB5x509-3/4	142.45	7/32	4 13/32	5 9/32	3/4	SPRB7x509-3/4	98.23
5/32	4 29/32	5 25/32	1/2	SPRB5x525-1/2	156.41	7/32	4 29/32	5 25/32	1/2	SPRB7x525-1/2	110.20
5/32	4 29/32	5 25/32	3/4	SPRB5x525-3/4	156.41	7/32	4 29/32	5 25/32	3/4	SPRB7x525-3/4	110.20
						7/32	5 29/32	6 25/32	1/2	SPRB7x625-1/2	134.28
						7/32	5 29/32	6 25/ 32	3/4	SPRB7x625-3/4	134.28
						7/32	6 29/32	7 25/32	1/2	SPRB7x725-1/2	158.27
						7/32	6 29/32	7 25/32	3/4	SPRB7x725-3/4	158.27

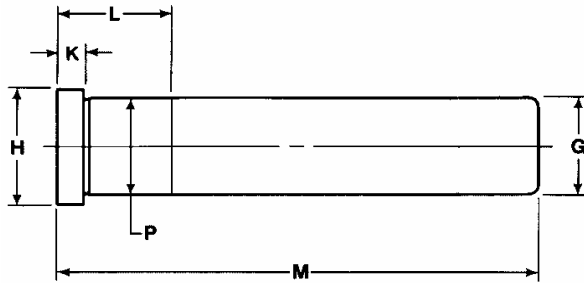
## Shoulder Leader Pins Hardened and Precision Ground



Dia.	G	H	M	T
	+0.0000 -0.0005	+0.0005 -0.0000	+0.0000 -0.0100	+0.0000 -0.0020
3/4	0.749	1.126	1.250	0.312
1	0.999	1.376	1.500	0.312
1 1/4	1.249	1.626	1.750	0.312

G	A	B	M	Item Number	Price	G	A	B	M	Item Number	Price	G	A	B	M	Item Number	Price			
3/4	7/8	7/8	1-3/4	SLP347878	15.81	1	1-3/8	7/8	2-1/4	SLP0113878	19.23	1-1/4	1-3/8	1-3/8	2-3/4	SLP114138138	21.42			
		1-3/8	2-1/4	SLP3478138	16.29			1-3/8	2-3/4	SLP01138138	20.23			2-3/8	3-3/4	SLP114138238	23.65			
		2-3/8	3-1/8	SLP3478238	17.29			1-7/8	3-1/4	SLP01138178	21.18			3-3/8	4-3/4	SLP114138338	25.84			
		2-7/8	3-3/4	SLP3478278	17.76			2-3/8	3-3/3	SLP01138238	21.94									
3/4	1-3/8	7/8	2-1/4	SLP3413878	16.10	1	1-7/8	7/8	2-3/4	SLP0117878	19.99	1-1/4	1-7/8	1-3/8	3-1/4	SLP114178138	22.18			
		1-3/8	2-3/4	SLP34138138	16.57			1-3/8	3-1/4	SLP01178138	20.94			1-7/8	3-3/4	SLP114178178	23.37			
		1-7/8	3-1/4	SLP34138178	17.05			1-7/8	3-3/4	SLP01178178	21.70			2-3/8	4-1/4	SLP114178238	24.36			
		2-3/8	3-3/3	SLP34138238	17.52			2-3/8	4-1/4	SLP01178238	22.45			2-7/8	4-3/4	SLP114178278	25.60			
		2-7/8	4-1/4	SLP34138278	18.05			2-7/8	4-3/4	SLP01178278	22.89			3-3/8	5-1/4	SLP114178338	26.55			
		3-3/8	4-3/4	SLP34138338	18.43			3-3/8	5-1/4	SLP01178338	23.89			3-7/8	5-3/4	SLP114178378	27.55			
3/4	1-7/8	7/8	2-3/4	SLP3417878	16.57	1	2-3/8	1-3/8	3-3/4	SLP01238138	21.42	1-1/4	2-3/8	1-3/8	3-3/4	SLP114238138	22.89			
		1-3/8	3-1/4	SLP34178138	16.91			1-7/8	4-1/4	SLP01238178	22.18			1-7/8	4-1/4	SLP114238178	24.13			
		1-7/8	3-3/4	SLP34178178	17.38			2-3/8	4-3/4	SLP01238238	22.89			2-3/8	4-3/4	SLP114238238	25.08			
		2-3/8	4-1/4	SLP34178238	17.90			2-7/8	5-1/4	SLP01238278	23.65			2-7/8	5-1/4	SLP114238278	26.31			
		2-7/8	4-3/4	SLP34178278	18.33			3-3/8	5-3/4	SLP01238338	24.36			3-3/8	5-3/4	SLP114238378	27.55			
		3-3/8	5-1/4	SLP34178338	18.85			3-7/8	6-1/4	SLP01238378	25.08			3-7/8	6-1/4	SLP114238378	28.26			
		3-7/8	5-3/4	SLP34178378	19.23															
		3/4	2-3/8	7/8	3-1/4			SLP3423878	16.72	1	2-7/8			1-3/8	4-1/4	SLP01278138	21.94	1-1/4	2-7/8	1-7/8
1-3/8	3-3/4			SLP34238138	17.24	1-7/8	4-3/4	SLP01278178	22.65			2-3/8	5-1/4	SLP114278238	26.07					
1-7/8	4-1/4			SLP34238178	17.71	2-3/8	5-1/4	SLP01278238	23.65			2-7/8	5-3/4	SLP114278278	27.26					
2-3/8	4-3/4			SLP34238238	18.19	2-7/8	5-3/4	SLP01278278	24.36			3-3/8	6-1/4	SLP114278338	28.26					
2-7/8	5-1/4			SLP34238278	18.62	3-3/8	6-1/4	SLP01278338	25.08			3-7/8	6-3/4	SLP114278378	28.97					
3-7/8	6-1/4			SLP34238378	19.47	4-3/8	7-1/4	SLP01278438	26.55			4-3/8	7-1/4	SLP114278438	30.21					
3/4	2-7/8	1-3/8	4-1/4	SLP34278138	17.48	1	3-3/8	1-7/8	5-1/4	SLP01338178	23.37	1-1/4	3-3/8	1-7/8	5-1/4	SLP114338178	25.84			
		1-7/8	4-3/4	SLP34278178	18.00			2-3/8	5-3/4	SLP01338238	24.13			2-3/8	5-3/4	SLP114338238	27.02			
		2-3/8	5-1/4	SLP34278238	18.43			2-7/8	6-1/4	SLP01338278	24.84			2-7/8	6-1/4	SLP114338278	28.02			
		2-7/8	5-3/4	SLP34278278	19.00			3-7/8	6-3/4	SLP01338338	25.84			3-3/8	6-3/4	SLP114338338	28.97			
		3-7/8	6-3/4	SLP34278378	19.85			4-3/8	7-3/4	SLP01338438	27.26			4-3/8	7-3/4	SLP114338438	31.68			
3/4	3-7/8	2-3/8	6-1/4	SLP34378238	19.14	1	3-7/8	2-3/8	6-1/4	SLP01378238	24.60	1-1/4	4-3/8	2-7/8	7-1/4	SLP114438278	29.73			
		2-7/8	6-3/4	SLP34378278	19.52			2-7/8	6-3/4	SLP01378278	25.60			3-3/8	7-3/4	SLP114438338	31.16			
1	7/8	1-3/8	2-1/4	SLP0178138	19.76	1	4-3/8	2-7/8	7-1/4	SLP01438278	26.07	1-1/4	4-7/8	3-7/8	8-3/4	SLP114478378	32.63			
		1-7/8	2-3/4	SLP0178178	20.71			3-7/8	8-1/4	SLP01438378	27.55			4-3/8	9-1/4	SLP114478438	34.10			
		2-7/8	3-3/4	SLP0178278	21.94			4-3/8	8-3/4	SLP01438438	28.26			4-7/8	9-3/4	SLP114478478	35.05			
1	4-7/8	3-7/8	8-3/4	SLP01478378	28.26	1	4-7/8	3-7/8	8-3/4	SLP01478378	28.26	1-1/4	5-7/8	3-7/8	10-3/4	SLP114478578	37.00			
		4-3/8	9-1/4	SLP01478438	28.97			4-3/8	9-1/4	SLP01478438	28.97			4-3/8	10-1/4	SLP114578478	35.57			
		4-7/8	9-3/4	SLP01478478	29.73			4-7/8	9-3/4	SLP01478478	29.73			4-7/8	10-3/4	SLP114578578	36.52			
1	5-7/8	3-7/8	9-3/4	SLP01578378	29.21	1	5-7/8	3-7/8	9-3/4	SLP01578378	29.21	1-1/4	5-7/8	3-7/8	11-3/4	SLP114578578	38.47			
		4-7/8	10-3/4	SLP01578478	31.68			4-7/8	10-3/4	SLP01578478	31.68									
		5-7/8	11-3/4	SLP01578578	32.63			5-7/8	11-3/4	SLP01578578	32.63									

## Straight Leader Pins Hardened and Precision Ground



	G	H	K	P
<b>Dia.</b>	<b>+0.0000</b> <b>-0.0005</b>	<b>+0.0000</b> <b>-0.0300</b>		<b>+0.0005</b> <b>-0.0000</b>
<b>3/4</b>	0.749	0.999	3/16	0.751
<b>7/8</b>	0.874	1.115	1/4	0.876
<b>1</b>	0.999	1.240	1/4	1.001
<b>1 1/4</b>	1.249	1.490	5/16	1.251

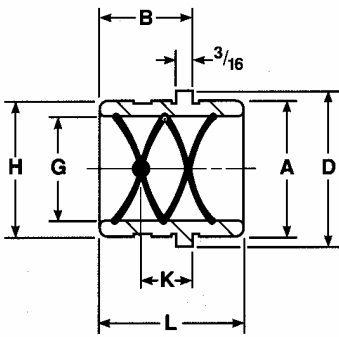
M +0.00 -0.06	L	G=.749 +0.0000 -0.0005	Price	L	G=.875 +0.0000 -0.0005	Price	L	G=.999 +0.0000 -0.0005	Price	L	G=1.249 +0.0000 -0.0005	Price
1-3/4	7/8	LP034-134	7.98	7/8	LP078-134	8.27	7/8	LP01-134	8.71			
2-1/4	7/8	LP034-214	8.17	7/8	LP078-214	8.71	7/8	LP01-214	9.05			
2-3/4	7/8	LP034-234	8.47	7/8	LP078-234	8.91	7/8	LP01-234	9.44	7/8	LP114-234	11.20
3-1/4	7/8	LP034-314	8.71	7/8	LP078-314	9.25	7/8	LP01-314	9.98	7/8	LP114-314	11.93
3-3/4	7/8	LP034-334	8.46	7/8	LP078-334	9.59	7/8	LP01-334	10.71	7/8	LP114-334	12.66
4-1/4	1-3/8	LP034-414	9.15	1-3/8	LP078-414	9.98	1-3/8	LP01-414	11.20	7/8	LP114-414	13.14
4-3/4	1-3/8	LP034-434	9.34	1-3/8	LP078-434	10.22	1-3/8	LP01-434	11.68	1-3/8	LP114-434	13.63
5-1/4	1-3/8	LP034-514	9.69	1-3/8	LP078-514	10.72	1-3/8	LP01-514	12.16	1-3/8	LP114-514	14.36
5-3/4	1-7/8	LP034-534	9.98	1-7/8	LP078-534	11.20	1-7/8	LP01-534	12.41	1-3/8	LP114-534	14.84
6-1/4	1-7/8	LP034-614	10.22	1-7/8	LP078-614	11.68	1-7/8	LP01-614	12.90	1-3/8	LP114-614	15.82
6-3/4	1-7/8	LP034-634	10.71	1-7/8	LP078-634	12.16	1-7/8	LP01-634	13.14	1-7/8	LP114-634	16.55
7-1/4	1-7/8	LP034-714	10.95	1-7/8	LP078-714	12.16	1-7/8	LP01-714	13.63	1-7/8	LP114-714	17.04
7-3/4	1-7/8	LP034-734	11.20	1-7/8	LP078-734	12.66	1-7/8	LP01-734	13.87	1-7/8	LP114-734	17.77
8-1/4				1-7/8	LP078-814	12.90	1-7/8	LP01-814	14.36	1-7/8	LP114-814	18.25
8-3/4				1-7/8	LP078-834	13.14	1-7/8	LP01-834	14.84	1-7/8	LP114-834	18.99
9-1/4	1-7/8	LP034-914	12.16				1-7/8	LP01-914	15.09	1-7/8	LP114-914	19.76
9-3/4							1-7/8	LP01-934	15.82	1-7/8	LP114-934	20.47
10-1/4							1-7/8	LP01-1014	16.06	1-7/8	LP114-1014	20.94
10-3/4				1-7/8	LP078-1034	14.36	1-7/8	LP01-1034	16.79	1-7/8	LP114-1034	21.42
11-1/4							1-7/8	LP01-1114	17.04	1-7/8	LP114-1114	22.42
11-3/4							1-7/8	LP01-1134	17.52	1-7/8	LP114-1134	22.89
12-1/4				1-7/8	LP078-1214	15.09	1-7/8	LP01-1214	17.77	1-7/8	LP114-1214	23.65
12-3/4										1-7/8	LP114-1234	28.73
13-3/4										1-7/8	LP114-1334	31.16
14-3/4										1-7/8	LP114-1434	33.63
15-3/4										1-7/8	LP114-1534	35.57

**General customer service is available Monday through Friday from 9am to 5pm ET**

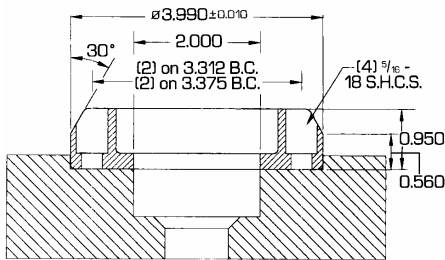
**We're happy to answer your questions regarding our products and services, and provide feedback on product availability and shipping options**



## Guided Ejector Bushing High Tensile Strength Brass Alloy



NOM I.D.	G +0.0005 -0.000	H +0.000 -0.001	A +0.000 -0.001	D +0.000 -0.03	L +0.000 -0.06	B	Item Number	Price
3/4	0.751	1.1255	1.124	1.302	1.50	1.00	GEB34	14.26
7/8	0.876	1.2505	1.249	1.427	1.50	1.00	GEB78	14.63
1	1.001	1.3755	1.374	1.552	1.75	1.12	GEB10	15.63
1 1/4	1.251	1.6255	1.624	1.802	1.75	1.12	GEB114	16.21
1 1/2	1.501	2.0005	1.999	2.177	1.75	1.12	GEB112	18.57
2	2.001	2.5005	2.499	2.687	2.25	1.62	GEB20	38.36



### Die Cast Locating Ring

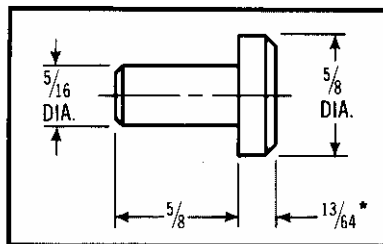
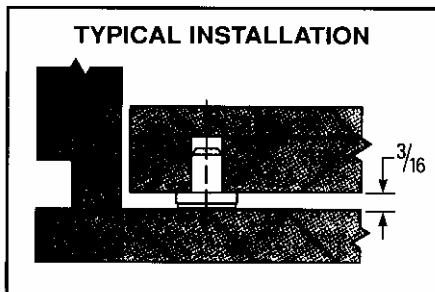
Holes are located both: (2) 3 5/16" on center  
(2) 3 1/4" on center

- Prevents damage to platen, saves time and affordable
- Strong and forgiving zinc die cast material
- Used in the injection mold industry
- Mounting holes to match D.M.E. or national tool standards
- Easy to install
- Easy to line-up



Item Number	Price (each)
6500	10.00

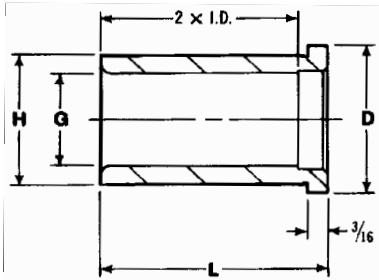
### Stop Pins



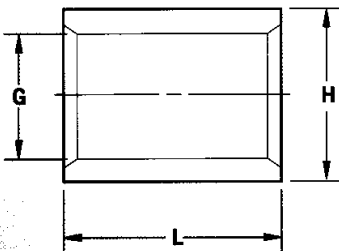
\* Head thickness .020 oversize to permit fitting at assembly.

Item Number	Price (each)
SP	0.75

## Shoulder Steel Bushing Hardened and Precision Ground



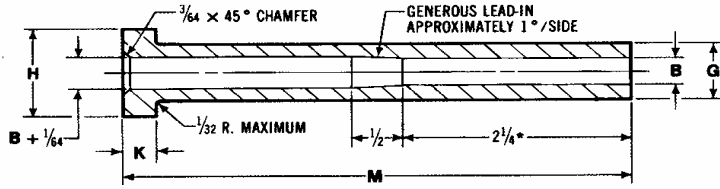
L	G=.7505			G=.8755			G=1.0005			G=1.2505		
	+0.00	0.0005	Price	0.0005	Price	0.0005	Price	0.0005	Price	0.0005	Price	
	-0.06	-0.000	(\$)	-0.000	(\$)	-0.000	(\$)	-0.000	(\$)	-0.000	(\$)	
7/8	SB3478	10.40		SB7878	10.54		SB0178	10.78		SB11478	11.30	
1 3/8	SB34138	11.15		SB78138	11.25		SB01138	11.63		SB114138	12.44	
1 7/8	SB34178	11.60		SB78178	12.16		SB01178	12.49		SB114178	13.58	
2 3/8	SB34238	12.20		SB78238	12.90		SB01238	13.30		SB114238	14.72	
2 7/8	SB34278	12.80		SB78278	13.63		SB01278	14.15		SB114278	15.81	
3 3/8	SB34338	13.20		SB78338	14.36		SB01338	15.09		SB114338	17.00	
3 7/8	SB34378	13.95		SB78378	15.58		SB01378	16.06		SB114378	18.09	
4 3/8	SB34438	14.65		SB78438	16.55		SB01438	17.96		SB114438	19.23	
4 7/8	SB34478	15.25		SB78478	17.52		SB01478	18.25		SB114478	20.37	
5 7/8	SB34578	16.35		SB78578	18.99		SB01578	20.23		SB114578	22.65	
D												
+0.00												
-0.03	1.302			1.427			1.552			1.802		
H												
+0.0005												
-0.00	1.1255			1.2505			1.3755			1.6255		



## Straight Steel Bushing

L	G=.5005			G=.7505			G=.8755			G=1.0005			
	+0.00	0.0005	Price	0.0005	Price	0.0005	Price	0.0005	Price	0.0005	Price		
	-0.06	-0.000	(\$)	-0.000	(\$)	-0.000	(\$)	-0.000	(\$)	-0.000	(\$)		
7/8	STB1278	10.78		STB3478	9.59		STB7878	9.76					
1 3/8	STB12138	11.02		STB34138	10.71		STB78138	10.71		STB01138	11.20		
H													
0.0005													
-0.0000	0.7505			1.1255			1.2505			1.3755			
L	G=1.2505			G=1.5005			L	G=2.0005			G=2.5005		
	+0.00	0.0005	Price	0.0005	Price	+0.00		0.0005	Price	0.0005	Price		
	-0.06	-0.000	(\$)	-0.000	(\$)	-0.06		-0.000	(\$)	-0.000	(\$)		
1 3/8	STB114138	11.68		STB112138	13.14	3 7/8	STB02378	24.60					
1 7/8	STB114178	12.66		STB112178	14.61	4 7/8				STB212478	47.73		
H													
0.0005													
-0.0000	1.6255			2.0005			2.5005			3.2505			

## Ejector Sleeve Nitrided



Tolerances:  
 (H) = +.000 -.010  
 (K) = +.000 -.002  
 (G) = +.000 -.001  
 (B) = +.0005 -.0000  
 (M) = +.12 -.00

Item No.	B	G	H	K	3"	4"	5"	6"	7"	8"	9"	10"	11"	12"
ES093	3/32	3/16	3/8	3/16	25.44	27.62	30.29	32.57	35.49					
ES125	1/8	7/32	13/32	3/16	24.20	26.92	29.50	32.27	35.04					
ES156	5/32	1/4	7/16	3/16		20.59	21.48	23.16	25.44	27.67	30.88	34.60		
ES187	3/16	5/16	1/2	1/4		21.03	21.32	24.15	26.38	29.25	32.37	35.83	40.04	44.45
ES219	7/32	11/32	9/16	1/4		21.43	22.72	24.75	27.22	30.29	33.90	37.27		
ES250	1/4	3/8	5/8	1/4		21.58	23.11	25.14	27.62	30.64	34.10	37.91	42.57	47.12
ES312	5/16	7/16	11/16	1/4		22.22	24.60	26.87	29.65	32.81	36.63	40.83	45.29	50.24
ES375	3/8	1/2	3/4	1/4		22.62	26.73	29.00	32.17	35.39	39.05	43.56	48.16	53.46
ES437	7/16	5/8	7/8	1/4		24.15	28.95	33.90	36.87	40.83	44.45	49.00	54.10	59.40
ES500	1/2	11/16	15/16	1/4		25.34	30.19	35.39	38.41	42.57	46.97	51.67	56.82	62.27
ES562	9/16	3/4	1	1/4		31.68	34.65	37.96	42.07	45.93	50.73	55.14	60.39	65.53
ES625	5/8	7/8	1 1/8	1/4		35.78	39.05	43.06	46.77	49.40	55.83	60.88	66.33	71.28
ES750	3/4	1	1 1/4	1/4		39.84	43.56	47.22	51.72	55.66	60.98	66.33	71.87	77.86

## Support Pillars

"D" Diameter	"L" Length	Item Number	Price	Package
1"	2 1/2	SP1.0x2.5	\$6.35	10
	3	SP1.0x3	\$6.50	10
	3 1/2	SP1.0x3.5	\$6.60	10
	4	SP1.0x4	\$6.70	10
	4 1/2	SP1.0x4.5	\$6.95	10
1-1/4"	2 1/2	SP1.25x2.5	\$6.70	10
	3	SP1.25x3	\$6.95	10
	3 1/2	SP1.25x3.5	\$7.25	10
	4	SP1.25x4	\$7.60	10
	4 1/2	SP1.25x4.5	\$7.90	10
	5	SP1.25x5	\$8.75	10
1-1/2"	2 1/2	SP1.5x2.5	\$7.45	10
	3	SP1.5x3	\$7.70	10
	3 1/2	SP1.5x3.5	\$8.10	10
	4"	SP1.5x4	\$8.55	10
	4 1/2	SP1.5x4.5	\$9.00	10
	5	SP1.5x5	\$9.35	10
2"	2 1/2	SP2.0x2.5	\$8.90	10
	3	SP2.0x3	\$9.65	10
	3 1/2	SP2.0x3.5	\$10.30	10
	4	SP2.0x4	\$11.25	10
	4 1/2	SP2.0x4.5	\$11.90	10
	5	SP2.0x5	\$12.75	5
2-1/2"	2 1/2	SP2.5x2.5	\$14.35	10
	3	SP2.5x3	\$14.75	10
	3 1/2	SP2.5x3.5	\$16.10	5
	4	SP2.5x4	\$16.45	5
	4 1/2	SP2.5x4.5	\$16.85	5
	5	SP2.5x5	\$18.70	5
2"	6	SP2.0x6	\$14.10	5
	6	SP2.5x6	\$21.30	5

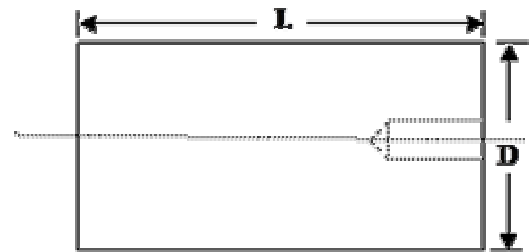
Tolerances and Material:

Material: SAE 1040 steel

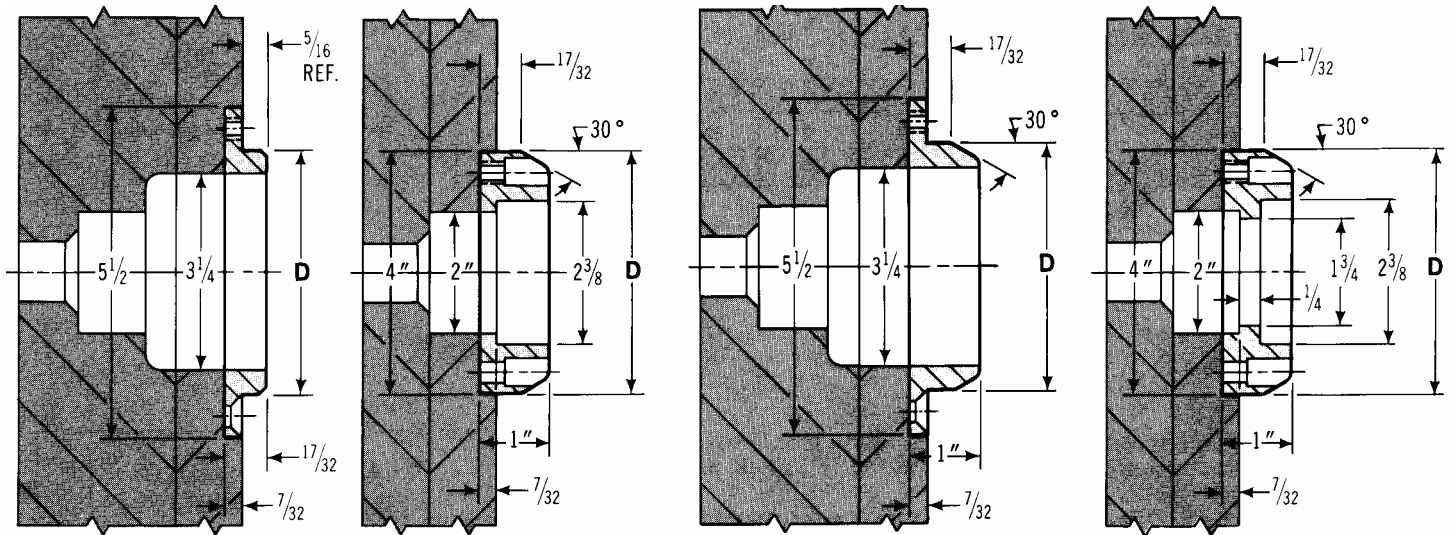
Length:  $l = +.001'' +.002''$

Tapped Hole: 3/8-16 x 1" deep

Top/Bottom Surface: Ground finish, flat,



# Locating Rings

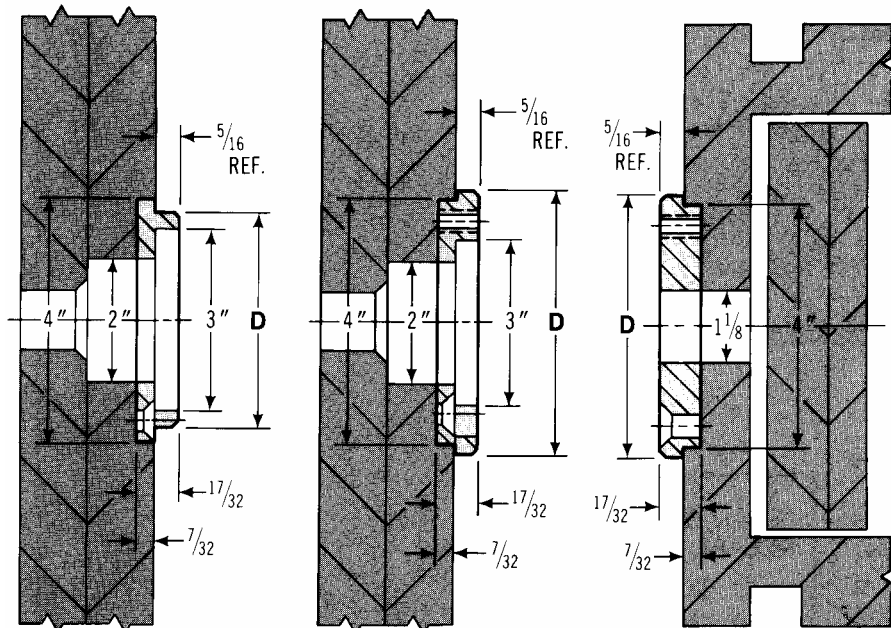


LR 6520  
D=3.990  
**Price: \$59.00**  
Extension nozzle type

LR 6521  
D=3.990  
**Price: \$36.00**  
Standard series extra lead in

LR 6522  
D=3.990  
**Price: \$74.00**  
Extension nozzle type extra lead in

LR 6524  
D=3.990  
**Price: \$45.00**  
Clamp type extra lead in

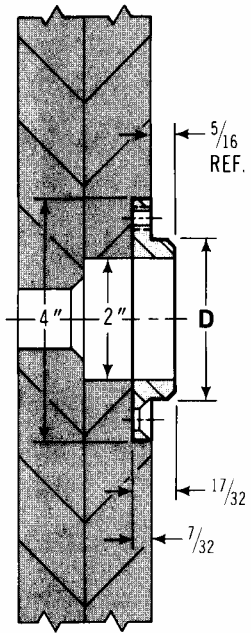


LR 6535  
D=3.541  
**Price: \$43.00**

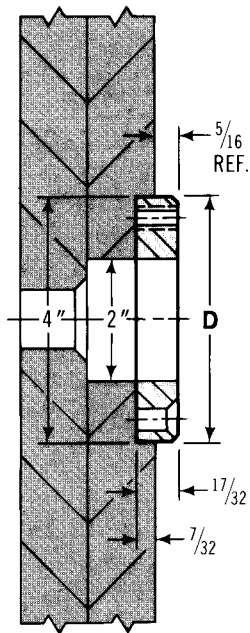
LR 6536  
D=4.331  
**Price: \$44.00**  
Top ring

LR 6537  
D=4.331  
**Price: \$28.00**  
Bottom ring

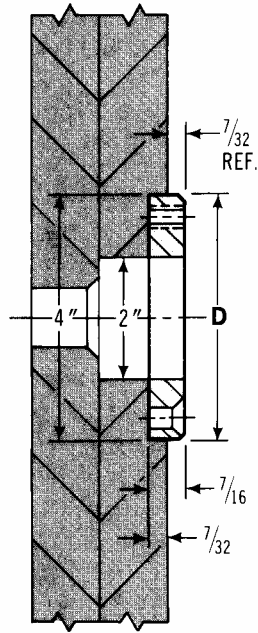
# Locating Rings



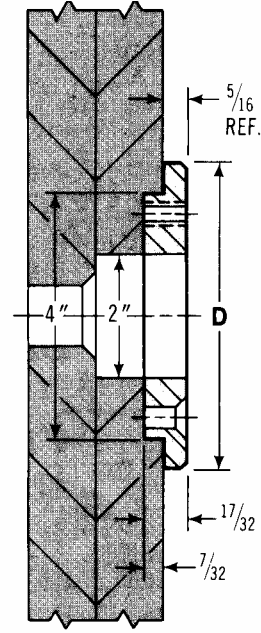
LR 6500  
D=2.615  
Price: \$21.00



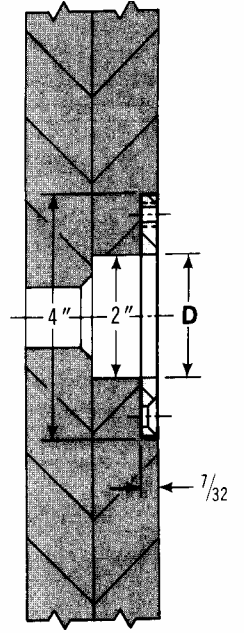
LR 6501  
D=3.990  
Price: \$14.50



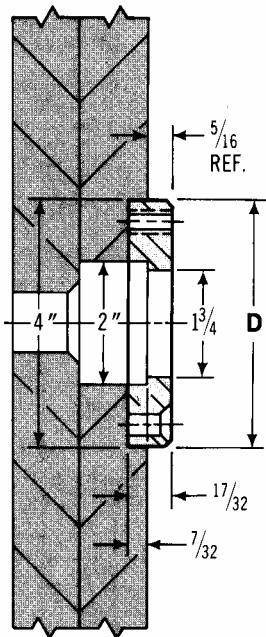
LR 6501LN  
D=3.990  
Price: \$18.00



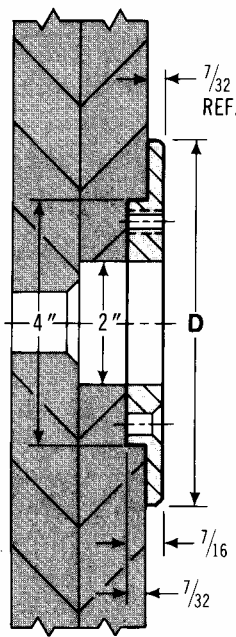
LR 6502  
D=4.990  
Price: \$28.00



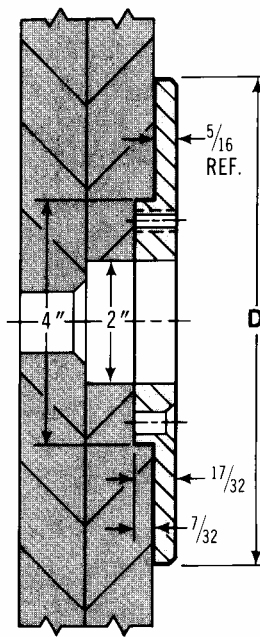
LR 6503  
D=2.000  
Price: \$18.00



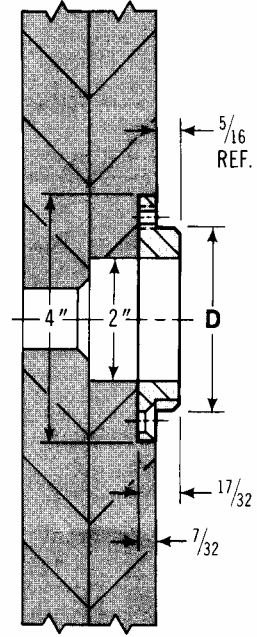
LR 6504  
D=3.990  
Price: \$22.00



LR 6505LN  
D=5.990  
Price: \$49.00



LR 6510  
D=7.995  
Price: \$89.00



LR 6511  
D=2.990  
Price: \$21.00